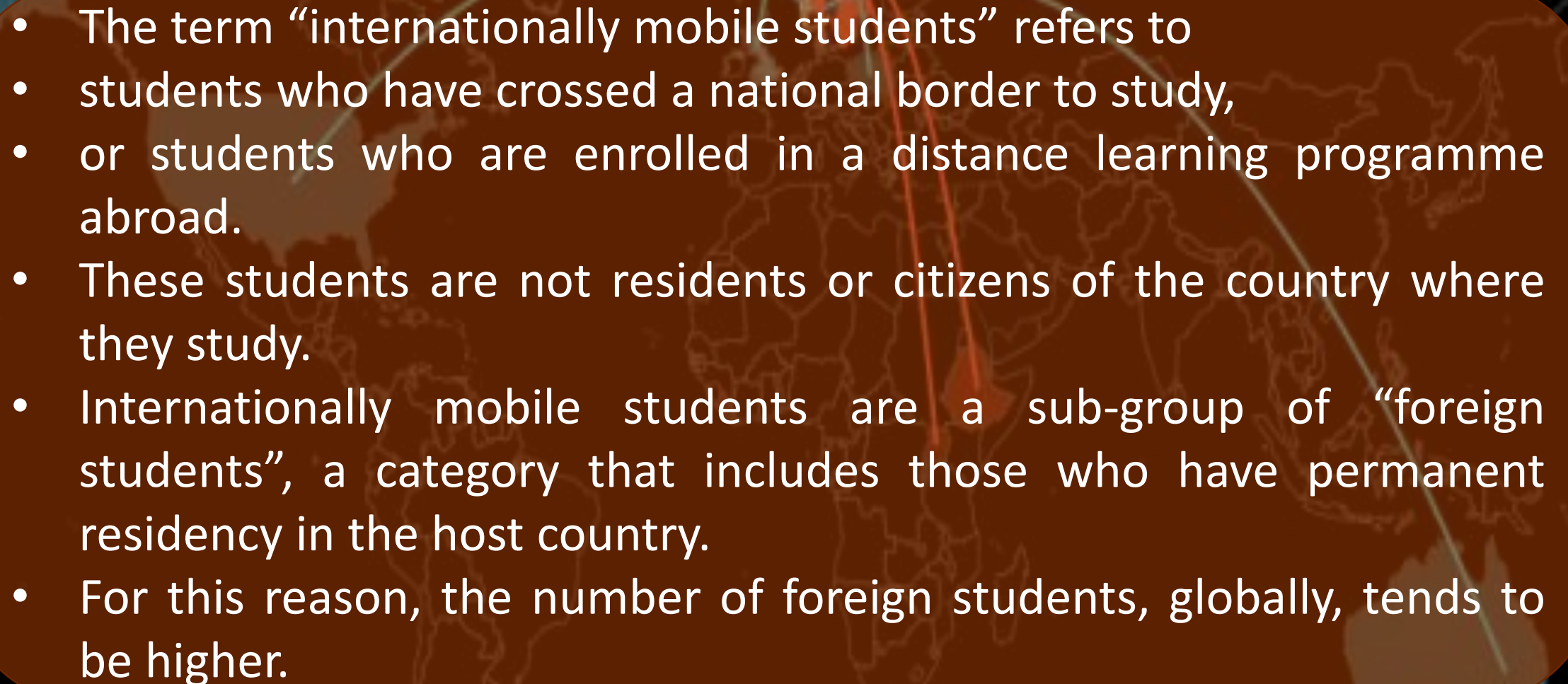


A world map with a dark background and light-colored landmass outlines. Several curved lines in red, orange, and blue arc across the map, representing student mobility between different regions. A large, semi-transparent brown rectangle with rounded corners is centered over the map, containing the title text.

Student Mobility and The Internationalization of Higher Education

Prof. Dr. Hasan AMCA

- 
- A world map with a dark background and light-colored landmasses. Several curved lines in red, orange, and blue represent flight paths or travel routes across the globe, primarily concentrated in the Northern Hemisphere.
- The term “internationally mobile students” refers to
 - students who have crossed a national border to study,
 - or students who are enrolled in a distance learning programme abroad.
 - These students are not residents or citizens of the country where they study.
 - Internationally mobile students are a sub-group of “foreign students”, a category that includes those who have permanent residency in the host country.
 - For this reason, the number of foreign students, globally, tends to be higher.

Top 10 destination countries:

United States (18% of total mobile students)

United Kingdom (11%)

France (7%)

Australia (6%)

Germany (5%)

Russian Federation (4%)

Japan (4%)

Canada (3%)

China (2%)

Italy (2%)

Top 10 countries of origin of mobile students

A world map with a dark blue background. Colored lines (red, orange, yellow, green, blue) represent the movement of students between countries. A dense cluster of lines originates from East Asia (China) and points towards North America and Europe. Other lines connect South Asia (India) to North America, and Southeast Asia (Malaysia, Viet Nam) to Australia and North America. Lines also connect the Middle East (Saudi Arabia, Iran) to Europe and North America.

China (694,400 students studying abroad)

India (189,500)

Republic of Korea (123,700)

Germany (117,600)

Saudi Arabia (62,500)

France (62,400)

United States (58,100)

Malaysia (55,600)

Viet Nam (53,800)

Iran (51,600)

Regions that host the largest number of mobile students:

- North America and Western Europe (57% of total mobile students)
- East Asia and the Pacific (20%)
- Central and Eastern Europe (10%)

Follow Geographic and Cultural Developments



WHERE IS THIS LIGHT?



PEOPLE AND CULTURE



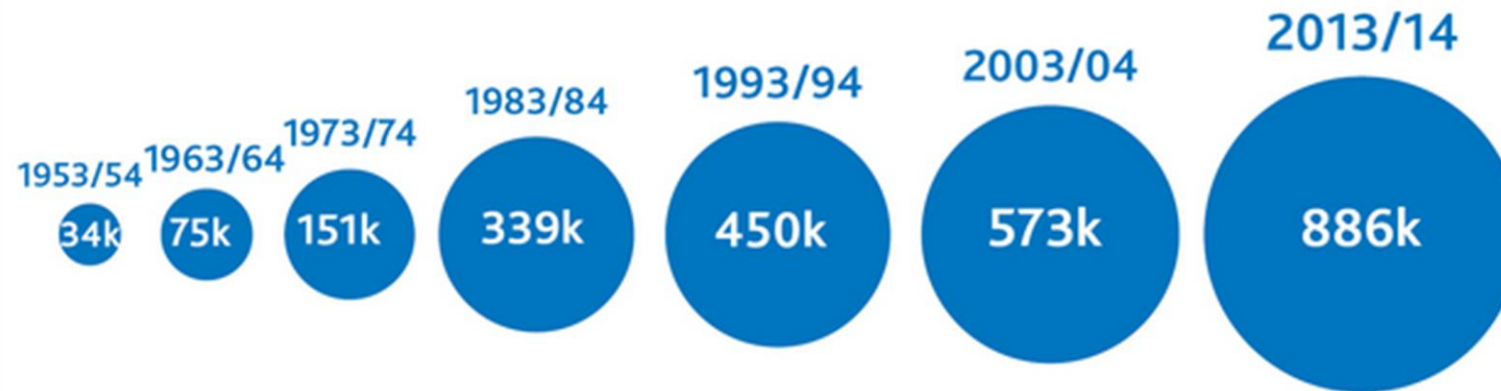
WHY IS IT CALLED THE LIGHT OF THE NATION?

International students in the US

In 2013/14

886,052

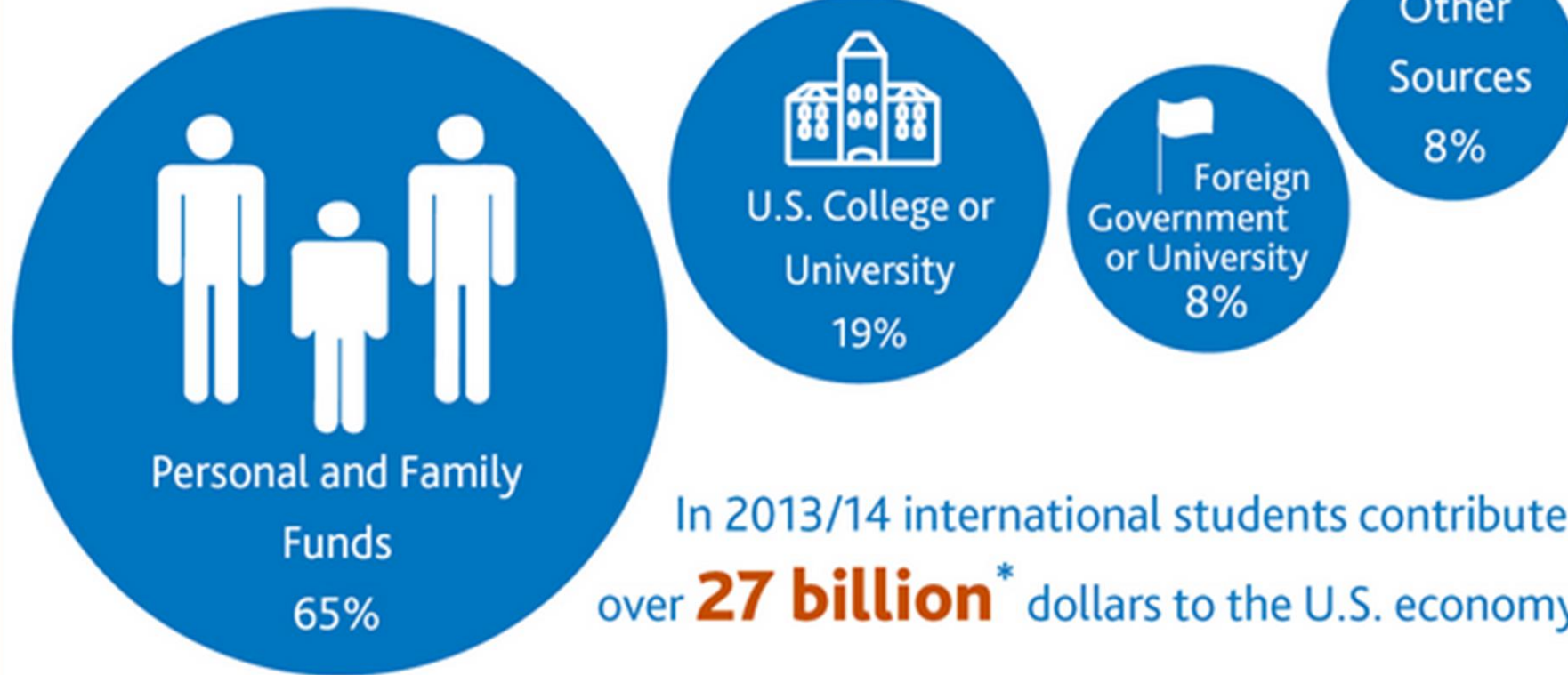
international students studied at U.S. colleges and universities



The number
of international students studying in the U.S. grew by **8%** over the prior year
and is now at a record high.

Primary source of funding for international students

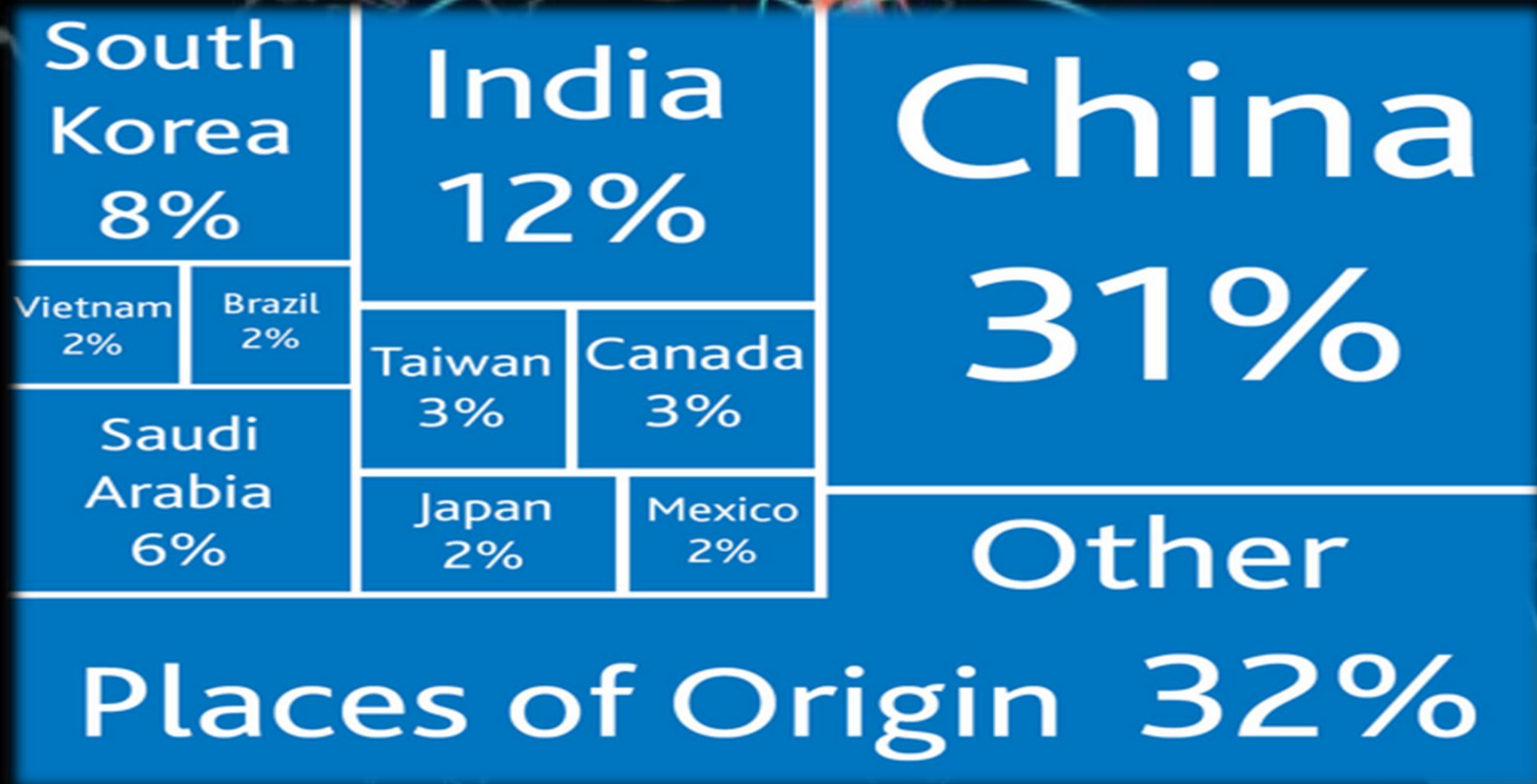
Primary source of funding of international students



In 2013/14 international students contributed over **27 billion*** dollars to the U.S. economy.


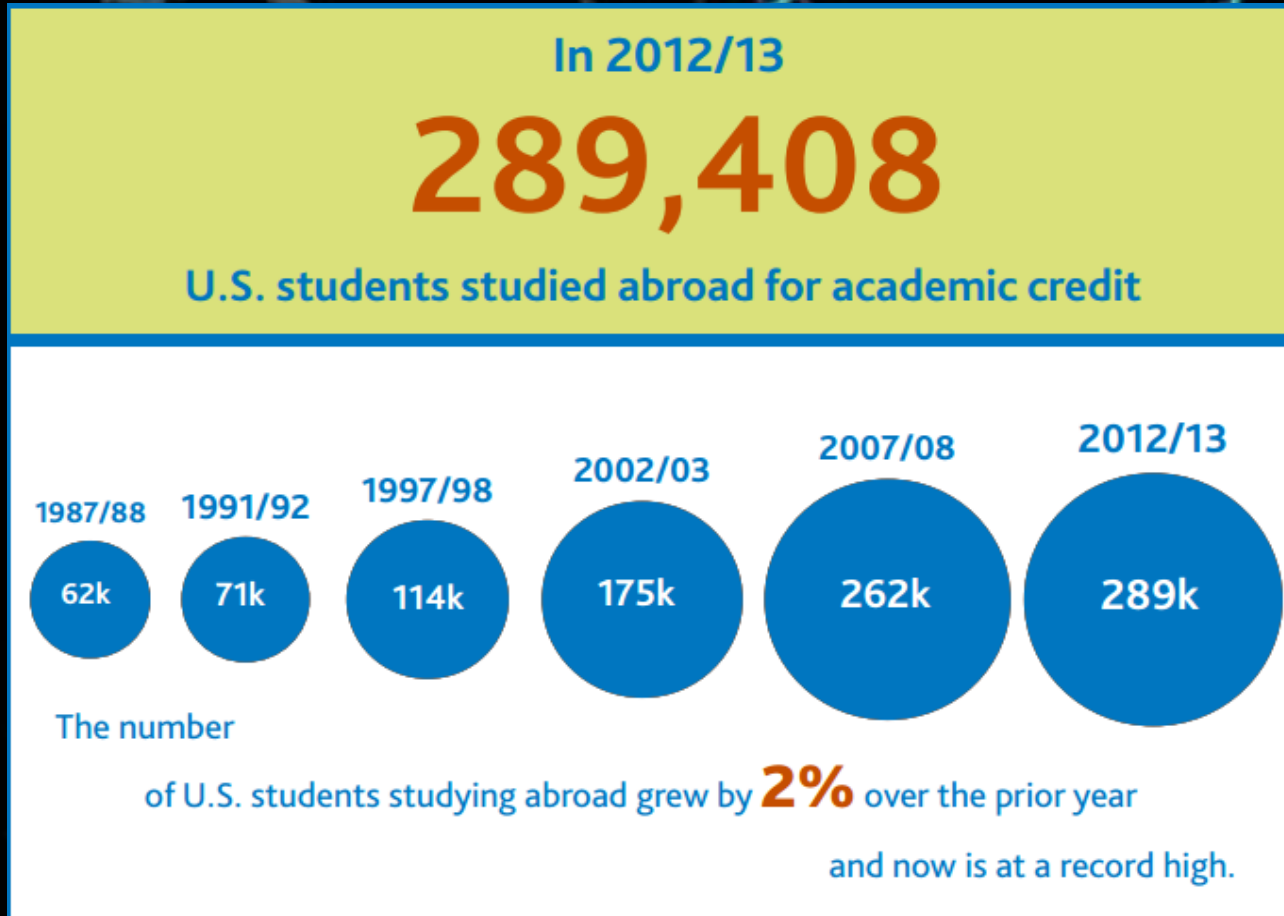
*Source: U.S. Department of Commerce

Places of Origin of international Students




US students studying abroad

Leading Destinations of U.S. Study Abroad Students



Turkey as destination for international students



“There were nearly 30,000 international students in Turkey in 2011. Now, this number has reached up to 70,000.”

Turkey as destination for international students

A world map with a dark background and light-colored landmasses. Turkey is highlighted in red in the center of the map. Several curved lines, colored red and blue, represent flight paths originating from various parts of the world and converging on Turkey. Notable paths include one from the west coast of Africa, one from the east coast of Africa, one from the Middle East, one from Central Asia, one from the Caucasus region, one from the Balkans, one from Australia, and one from South America.

International demand for Turkey's growing higher education sector mostly comes from the country's close neighborhood: the Middle East, Africa, Central Asia, the Caucasus and the Balkans.

Turkish students studying in the US

Year	# of Students From Turkey	% Change from Previous Year	# of U.S. Study Abroad Students Going to Turkey
2013/14	10,821	-4.1%	n/a
2012/13	11,278	-5.8%	2,037 (up 2.5%)
2011/12	11,973	-1.7%	1,987(down 2.7%)
2010/11	12,184	-1.7%	2,042(up 34.2%)
2009/10	12,397	2.0%	1,522 (up 20.7%)
2008/09	12,148	1.0%	1,261
2007/08	12,030	4.6%	1,172
2006/07	11,506	-1.0%	924
2005/06	11,622	-6.8%	694
2004/05	12,474	9.4%	454
2003/04	11,398	-1.7%	200
2002/03	11,601	-4.1%	228
2001/02	12,091	10.1%	129
2000/01	10,983	8.7%	234
1999/00	10,100	7.7%	99
1998/99	9,377	3.3%	126
1997/98	9,081	-	151

In the 2013/14 academic year, 10,821 students from Turkey were studying in the United States (down 4.1% from the previous year).

Turkey is the eleventh leading place of origin for students coming to the United States.

MENA students studying in the US

The total number of students from this region increased 20.2% to 92,618 students.

Place of Origin	2013/14 Total	% Undergraduate	% Change
Algeria	173	40.5	-1.7
Bahrain	467	70.2	1.7
Egypt	2,832	33.8	8.6
Iran	10,194	6.1	16.6
Iraq	1,491	14.2	38.8
Israel	2,457	26.5	1.1
Jordan	2,148	34.4	1.8
Kuwait	7,288	62.4	42.5
Lebanon	1,367	29.0	8.0
Libya	1,379	12.7	2.7
Morocco	1,324	62.7	2.4
Oman	1,504	66.5	53.5
Palestinian Territories	429	47.5	34.5
Qatar	1,191	74.7	19.8
Saudi Arabia	53,919	49.9	21.0
Syria	693	48.6	37.2
Tunisia	538	46.7	17.2
United Arab Emirates	2,784	76.5	23.4
Yemen	440	59.5	24.6

China's outbound student

A world map with a dark background and light-colored landmasses. Numerous curved lines in red and blue originate from a central point in China and arc across the globe to various destinations, including North America, Europe, and Australia. The lines represent flight paths or travel routes.

- 339,600 Chinese students studied abroad in 2012,
 - an increase of 17% over the previous year.
- In 2013, it is estimated that this figure rose to 450,000.
- Furthermore, China continues to dominate the foreign student market in the US, Canada, and Australia.

References

- <http://www.iie.org/Research-and-Publications/Open-Doors/Data/International-Students/Infographic>
- <http://www.uis.unesco.org/Education/Pages/international-student-flow-viz.aspx>
- <http://www.uis.unesco.org/Education/Pages/higher-education-asia-report.aspx>
- http://www.turkishreview.org/reports/being-a-foreign-student-in-turkey-a-survey-from-zirve-university_540965
- <http://monitor.icef.com/2014/06/turkey-aims-to-build-on-recent-gains-to-host-150000-international-students-by-2020/>
- <http://www.hurriyetdailynews.com/turkey-seeks-to-lure-more-foreign-students.aspx?pageID=238&nID=67202&NewsCatID=341>